

Summer Smart Reading



Maze Crazy!

Help the bee get to the hive. DRAW a line through the maze to connect the pictures whose names begin with the **b**, **d**, or **f** sound.



Picture Match

READ each sentence and FIND the matching picture. WRITE the correct number in the box.

1. I see a ladybug on a leaf.
2. The milk is on the mat.
3. The nest is next to the net.
4. I ate pizza and pie for lunch.




Double Cross

SAY the name of each picture and LISTEN to its beginning sound. DRAW a line from each picture to its name.




rake



sun



rose



tape



tooth



sink



top



rock



tie



sock



rug



seal

Word Connection

SAY the name of the picture. CIRCLE the letters that make its name. WRITE the word. Then READ the word out loud.



v e t

c a n

van

1



m e s b

v u p t

2



w i m f

t o n g

3



x- l a y

h r u p

4



g e r n

y a m c

5



z e p u

s i r o

6

2

Ending Sounds

Word Connection

SAY the name of the picture. CIRCLE the letters that make its name.
WRITE the word. Then READ the word out loud.



g e a k

b o e t


1



b a s l

f e l s

2



s h a g

f l i p

3



p r e t t

d l a s s

4



f a r n

b o r k

5

Double Cross

SAY the name of each picture and LISTEN to its ending sound. DRAW a line from each picture to its name.




nut



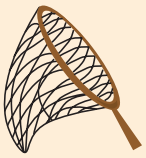
bag



nail



duck



bus



net



shell



clock



gift



doll



gas



pig

5


Short Vowels

Same Sound

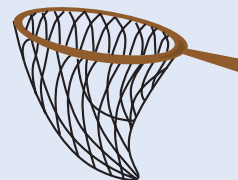
The word *hat* has a short **a** in the middle.




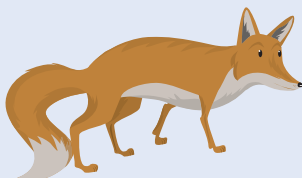
SAY the name for each picture. WRITE "a" if you hear the short **a** sound.




























Maze Crazy!

Help the ram find the flag. DRAW a line through the maze to connect the pictures whose names have the short **a** sound.



5

Short Vowels

Match and Write



The word *hen* has a short **e** in the middle.

SAY the name for each picture. FIND the correct name in the word box and CIRCLE it. Then WRITE the word.

web

nest

pen

net

sled

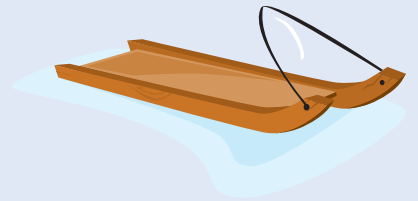
bed



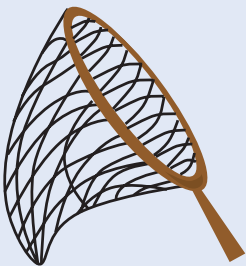
1



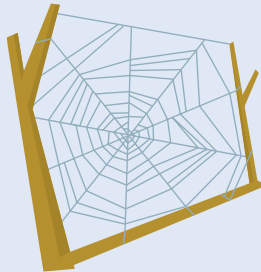
2



3



4



5



6

5


Short Vowels

Match Up




The word wig has a short i in the middle.

READ and TRACE each word. DRAW a line from the word to its matching picture.



pig



bib



fish



pin



quilt

5

Short Vowels

Same Sound


The word *dog* has a short o in the middle.



SAY the name for each picture. WRITE "o" if you hear the short o sound.







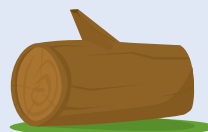




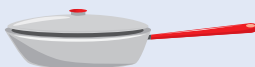















Maze Crazy!

Help the frog leap to the rock. DRAW a line through the maze to connect the pictures whose names have the short o sound.



5

Short Vowels

Match and Write

The word *cup* has a short **u** sound in the middle.



SAY the name for each picture. FIND the correct name in the word box and CIRCLE it. Then WRITE the word.

bus

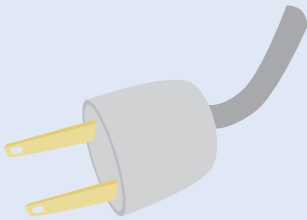
mud

tub


plug

sun

rug



1



2




3



4



5



6

6

Long Vowels


Same Sound




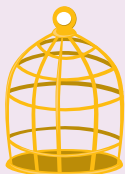
The word vase has a long **a** sound in the middle.

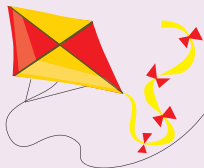
SAY the name for each picture. WRITE "a" if you hear the long **a** sound.

















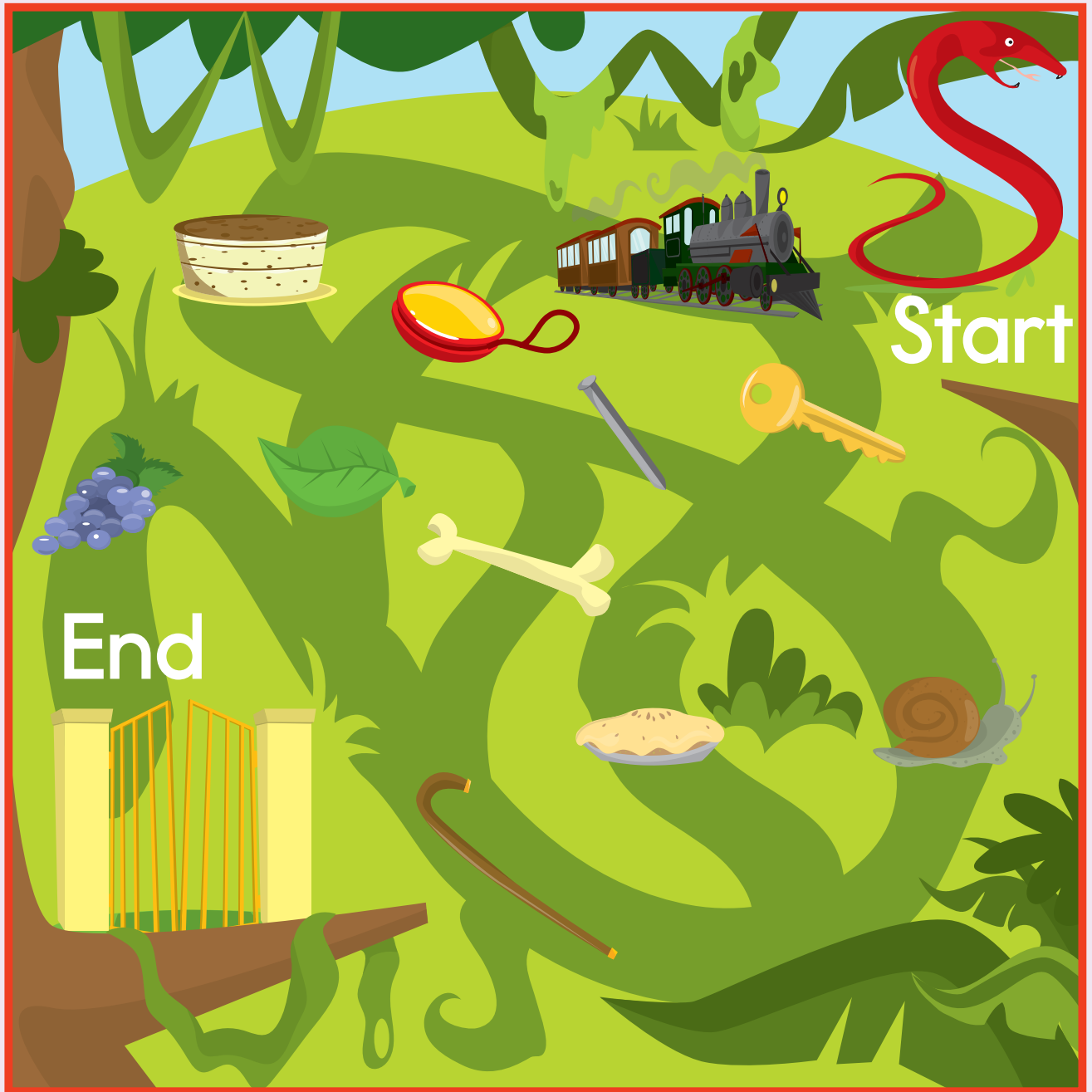








Help the snake get to the gate. DRAW a line through the maze, connecting the pictures whose names have the long **a** sound.



6

Long Vowels

Match and Write

3

The word *three* has a long **e** sound at the end.

SAY the name of the picture. FIND the correct name in the word box and CIRCLE it. Then WRITE the word.

knee

bee

sheep

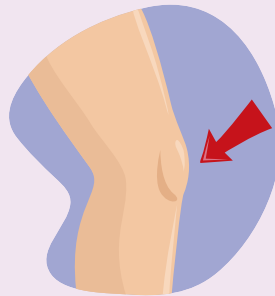
green

tree

queen



1



2




3



4



5



6

6

Long Vowels

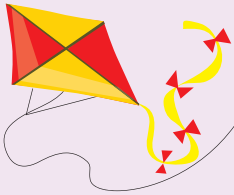
Match Up

The word *mice* has a long i sound in the middle.

READ and TRACE each word. DRAW a line from the word to its matching picture.



kite



nine



slide



tie



bike

6

Long Vowels


Same Sound

The word *rose* has a long **o** in the middle.




SAY the name for each picture. WRITE "o" if you hear the long **o** sound.





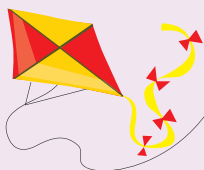


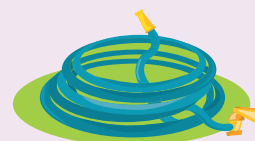


















Maze Crazy!

Help the goat get to the boat. DRAW a line through the maze to connect the pictures whose names have the long o sound.



6

Long Vowels

Match and Write



Hear the long **u** sound in the word *tune*.

SAY the name of the picture. FIND the picture name in the word box and CIRCLE it. Then WRITE the word.

flute


blue

mule


glue

tube

cube



1




2



3



4



5



6

8

Syllables

Double the Fun

When a word has two syllables with **double** consonants in the middle, such as *rabbit*, divide the word between the consonants: *rab* | *bit*.

DIVIDE the words into syllables. Then WRITE the syllables next to the words.

1. din|ner

din

ner

2. kitten

3. mitten

4. happen

5. puppet

6. zipper

7. muffin

8. button

8

Syllables

Split It Up

When a word has two syllables with **any two consonants** in the middle, you can usually divide the word between the consonants.

DIVIDE the words into syllables. Then WRITE the syllables next to the words.

1. nap|kin

nap

kin

2. basket

3. doctor

4. picnic

5. monkey

6. winter


7. sister

8. pencil

Odd Word Out

CIRCLE the picture in each row that does **not** go with the others.


1.



cookies



cupcake



olive



pie

2.



ladybug



butterfly



dog



bee

3.



yarn



pants



dress



shirt

WRITE the names of the pictures that do **not** belong.

1

3

2

Odd Word Out

CIRCLE the picture in each row that does **not** go with the others.

1.



five



green



yellow




blue

2.




goat



cow



zebra



pig

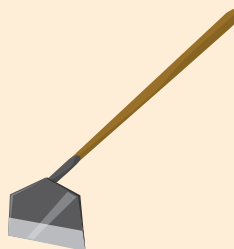
3.



bat



rake



hoe



shovel

WRITE the names of the pictures that do **not** belong.

1

2

3


It's All in the Picture

The **main idea** is the most important idea in a story. It's the big idea. It tells what the story is about.

READ the story and CIRCLE the picture that best tells the story's main idea.

Best Friends

Marta and Nicky are best friends. They walk to school together. They ride bikes together. They read books together. They play ball together. Marta and Nicky do everything together.



Name It

READ the story. CHECK the box next to the best title for the story.

Rosa is a baker. One of the best cakes she ever made was for a man named Mr. Lee. He wanted a special cake for his wife's birthday party. Mrs. Lee loves cats. So Rosa made her a cake with cats on it.

Mrs. Lee thought the cake was the best cake she had ever seen. She did not want to cut it. Mr. Lee said that their guests were waiting to eat cake. Mrs. Lee almost cried when she had to cut the cake. But she loved the way it tasted.



- ☐ A Special Cake
- ☐ Cats Are Special
- ☐ A Birthday Party

First, Next, Last

A story has a beginning, a middle, and an end. READ the story. What happens first? Next? Last? WRITE 1, 2, and 3 in the boxes to show the correct order.

Time to Garden

“Time to get up!” said Mom and Dad.

“Why?” asked Kate and Tim.

“We’re going to plant a garden,” said Mom and Dad.

Kate and Tim got up and got dressed. Then they ate breakfast.

Mom, Dad, Kate, and Tim drove to the garden shop. They bought flower seeds and some gardening tools.

When they got home, Dad dug up the dirt. Kate and Tim poked holes in the dirt. Kate and Tim put a few seeds in each hole. Then they covered the holes with dirt. Mom watered the seeds.

“Now we just have to wait,” said Dad. “The plants will grow into pretty flowers,” said Mom. Kate and Tim smiled.



- ☐ Mom waters the garden.
- ☐ Kate and Tim plant the seeds.
- ☐ Dad digs up the dirt.

READ the story. What happens first? Next? Last? WRITE 1, 2, and 3 in the boxes to show the correct order.

Market Day

Today is market day. First Grandma and Juan stop by to see Mr. Sanchez the baker. The air is filled with delicious smells. Grandma buys two loaves of bread. When they leave, Mr. Sanchez hands Juan a cookie.

Their next stop is the fruit stand. They buy grapes, peaches, and plums. Grandma gets some flowers just before they leave.

At home, Grandma puts the flowers in a vase and Juan unpacks the food. Then he eats a ripe, juicy peach.



- ☐ Grandma and Juan stop at the baker's.
- ☐ Juan eats a peach.
- ☐ Grandma buys some flowers.

Picture Order

Sometimes stories have words like “first,” “next,” “after,” and “last.” These words give you clues about the order of events in the story.

LOOK at the pictures and READ the sentences. LOOK for the word clues. Then NUMBER the pictures from 1 to 4 to show the order in the stories.



